

# Edexcel GCSE

## Mathematics (Linear) – 1MA0

# STRAIGHT LINE GRAPHS

**Materials required for examination**  
Ruler graduated in centimetres and millimetres, protractor, compasses, pen, HB pencil, eraser.  
Tracing paper may be used.

**Items included with question papers**  
Nil



### Instructions

---

Use black ink or ball-point pen.

Fill in the boxes at the top of this page with your name, centre number and candidate number.

Answer all questions.

Answer the questions in the spaces provided – there may be more space than you need.

Calculators may be used.

### Information

---

The marks for each question are shown in brackets – use this as a guide as to how much time to spend on **each** question.

Questions labelled with an asterisk (\*) are ones where the quality of your written communication will be assessed – you should take particular care on these questions with your spelling, punctuation and grammar, as well as the clarity of expression.

### Advice

---

Read each question carefully before you start to answer it.

Keep an eye on the time.

Try to answer every question.

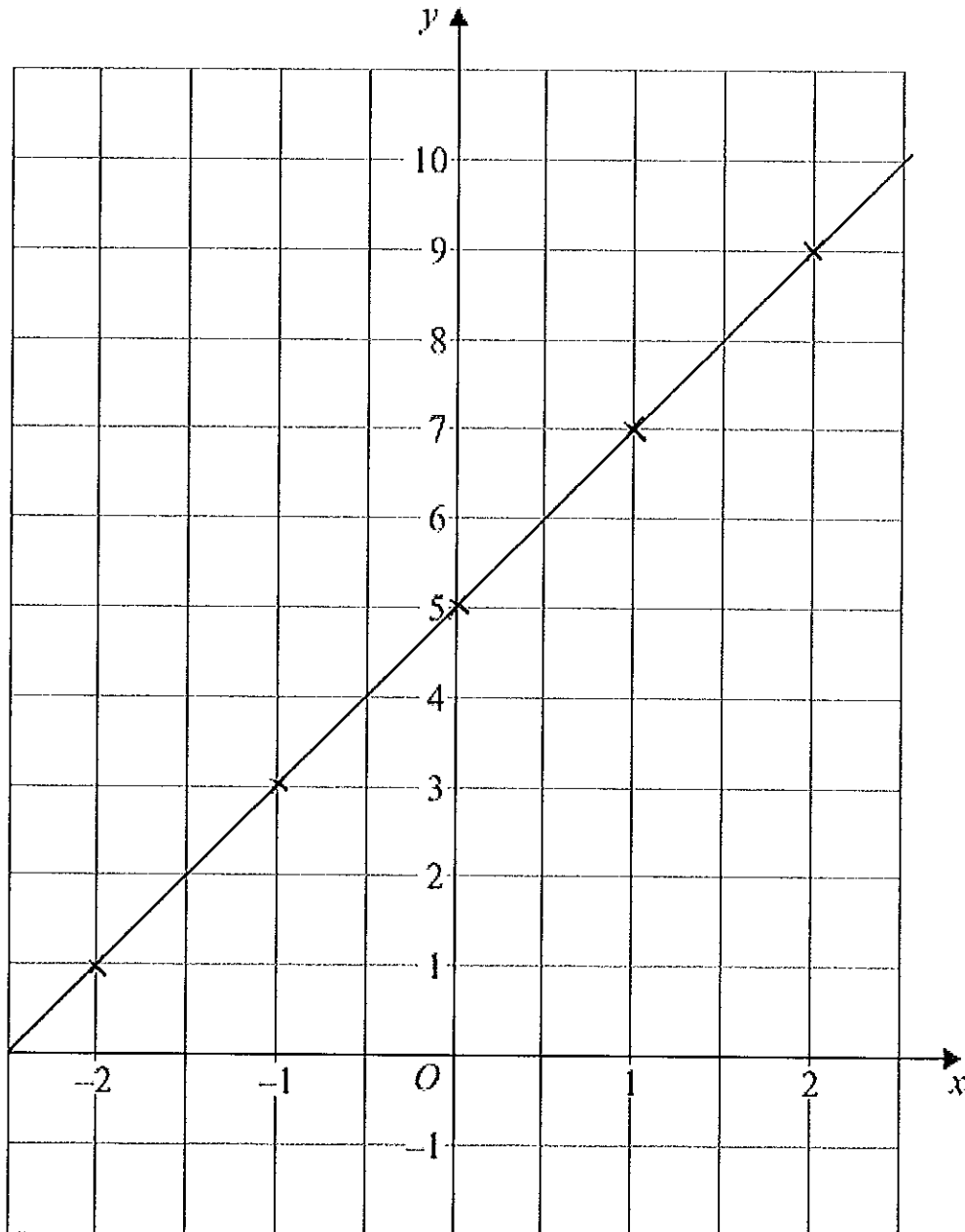
Check your answers if you have time at the end.

1. (a) Complete the table of values for  $y = 2x + 5$

$x$	-2	-1	0	1	2
$y$	1	3	5	7	9

(2)

- (b) On the grid, draw the graph of  $y = 2x + 5$  for values of  $x$  from  $x = -2$  to  $x = 2$



(2)

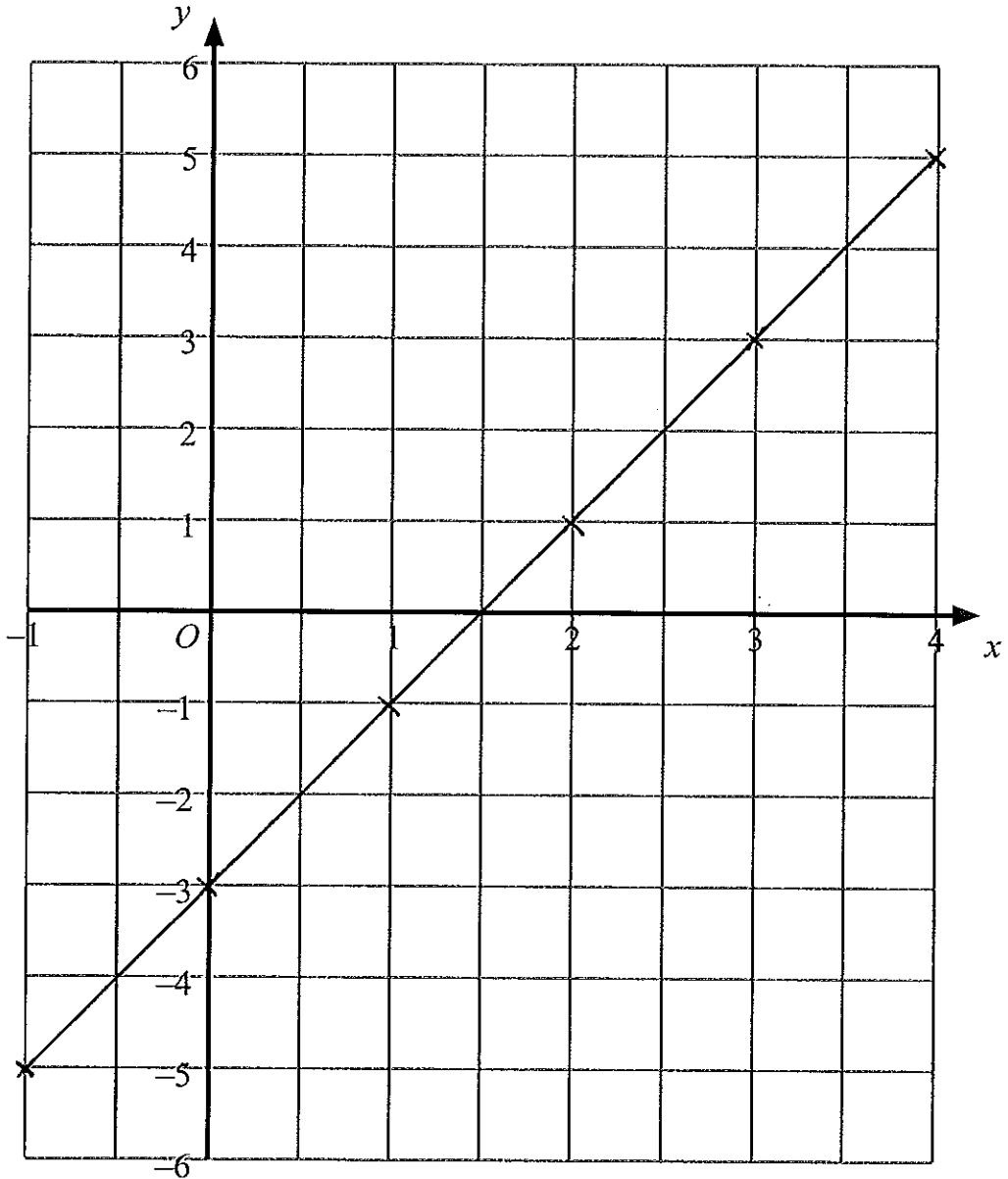
(4 marks)

2. (a) Complete the table of values for  $y = 2x - 3$

$x$	-1	0	1	2	3	4
$y$	-5	-3	-1	1	3	5

(2)

- (b) On the grid, draw the graph of  $y = 2x - 3$



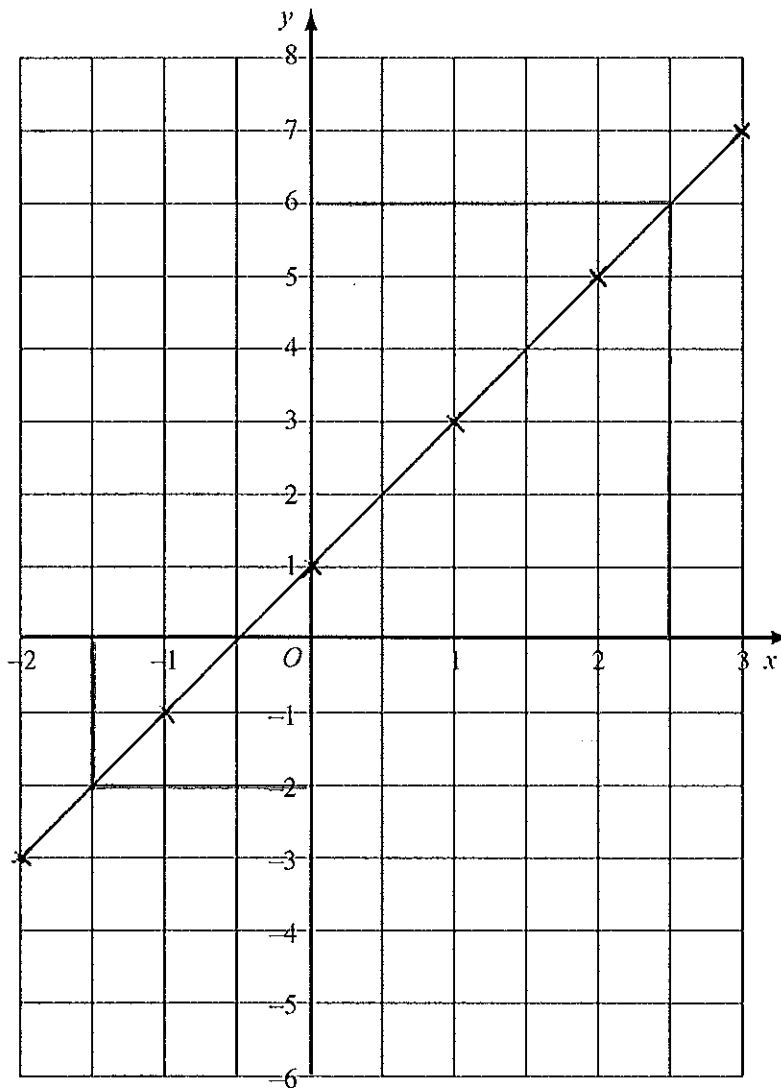
(2)  
(4 marks)

3. (a) Complete the table of values for  $y = 2x + 1$

$x$	-2	-1	0	1	2	3
$y$	-3	-1	1	3	5	7

(2)

(b) On the grid, draw the graph of  $y = 2x + 1$



(2)

(c) Use your graph to find

(i) the value of  $y$  when  $x = -1.5$

$y = \dots -2 \dots$

(ii) the value of  $x$  when  $y = 6$

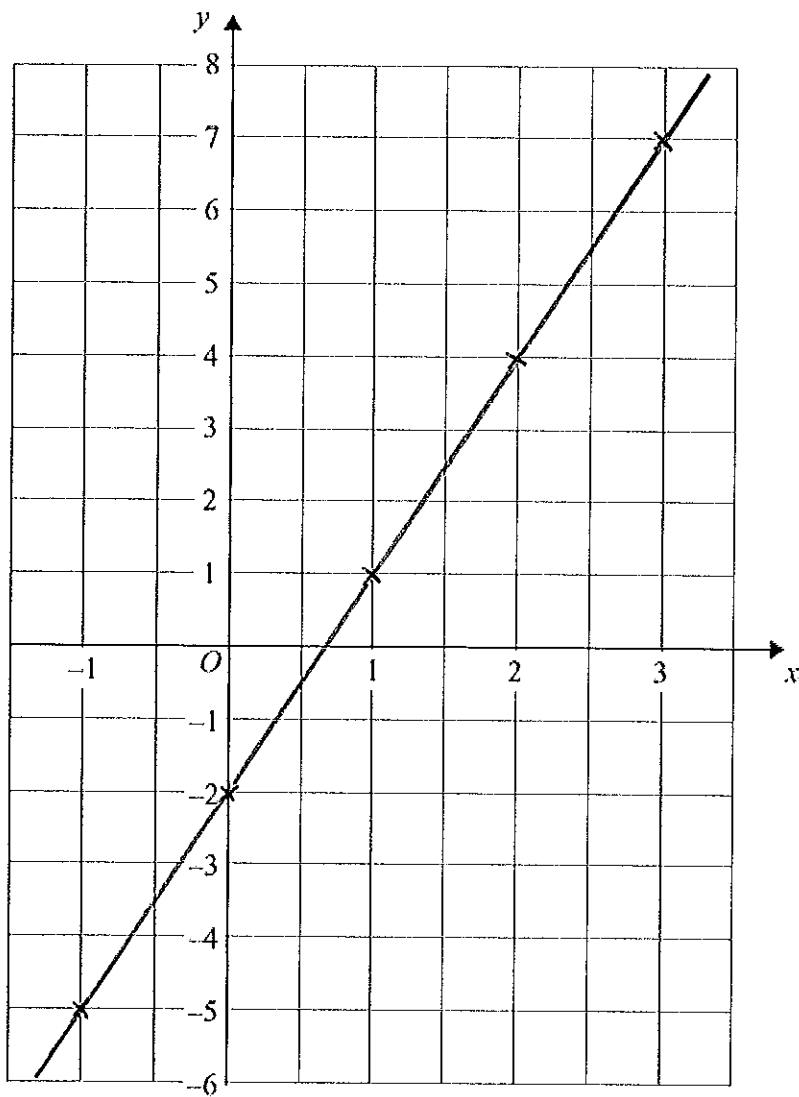
$x = \dots 2.5 \dots$

(2)

(6 marks)

4. On the grid, draw the graph of  $y = 3x - 2$  for values of  $x$  from  $-1$  to  $3$

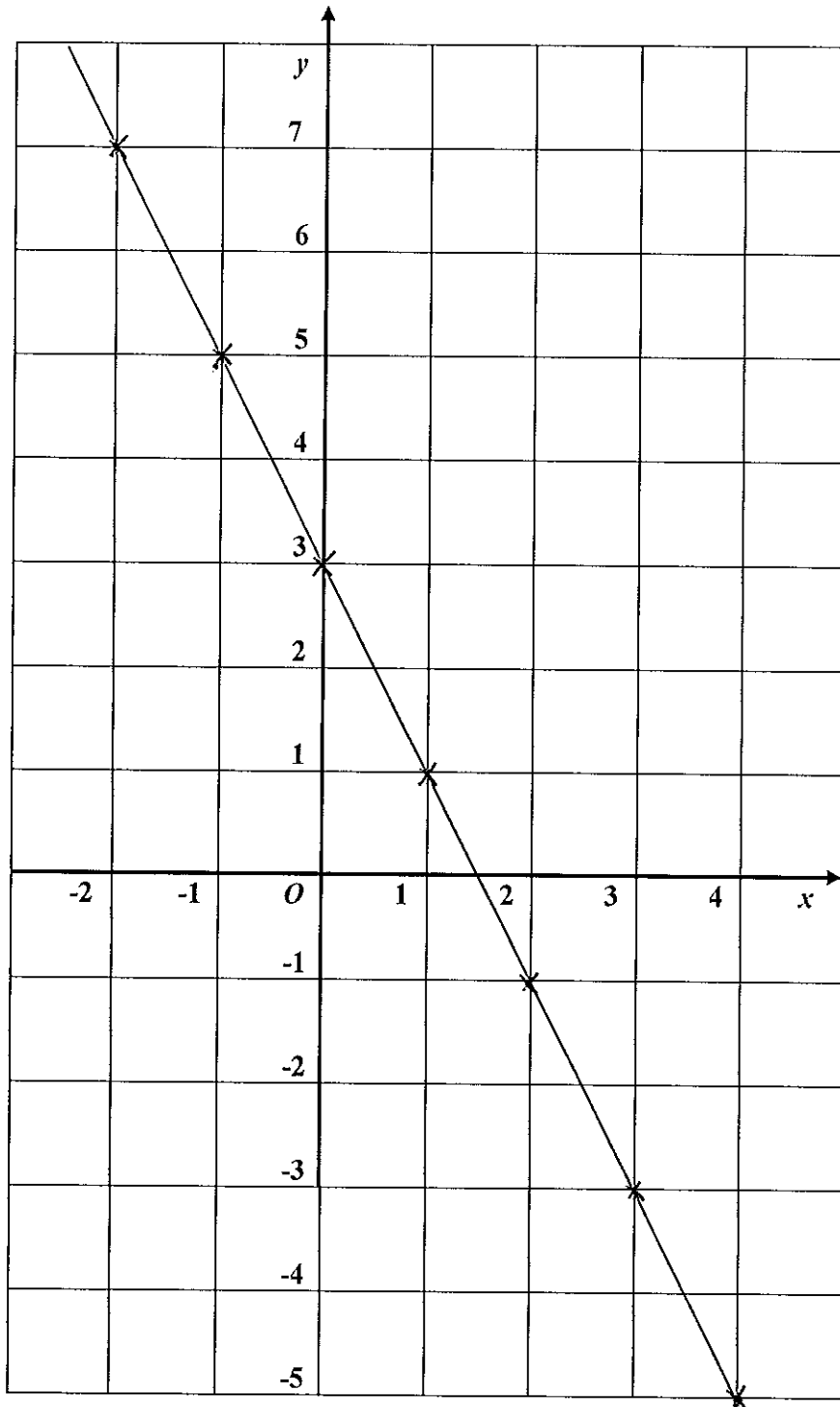
$x$	$-1$	$0$	$1$	$2$	$3$
$y$	$-5$	$-2$	$1$	$4$	$7$



(4 marks)

5. On the grid, draw the graph of  $y = 3 - 2x$  from  $x = -2$  to  $x = 4$

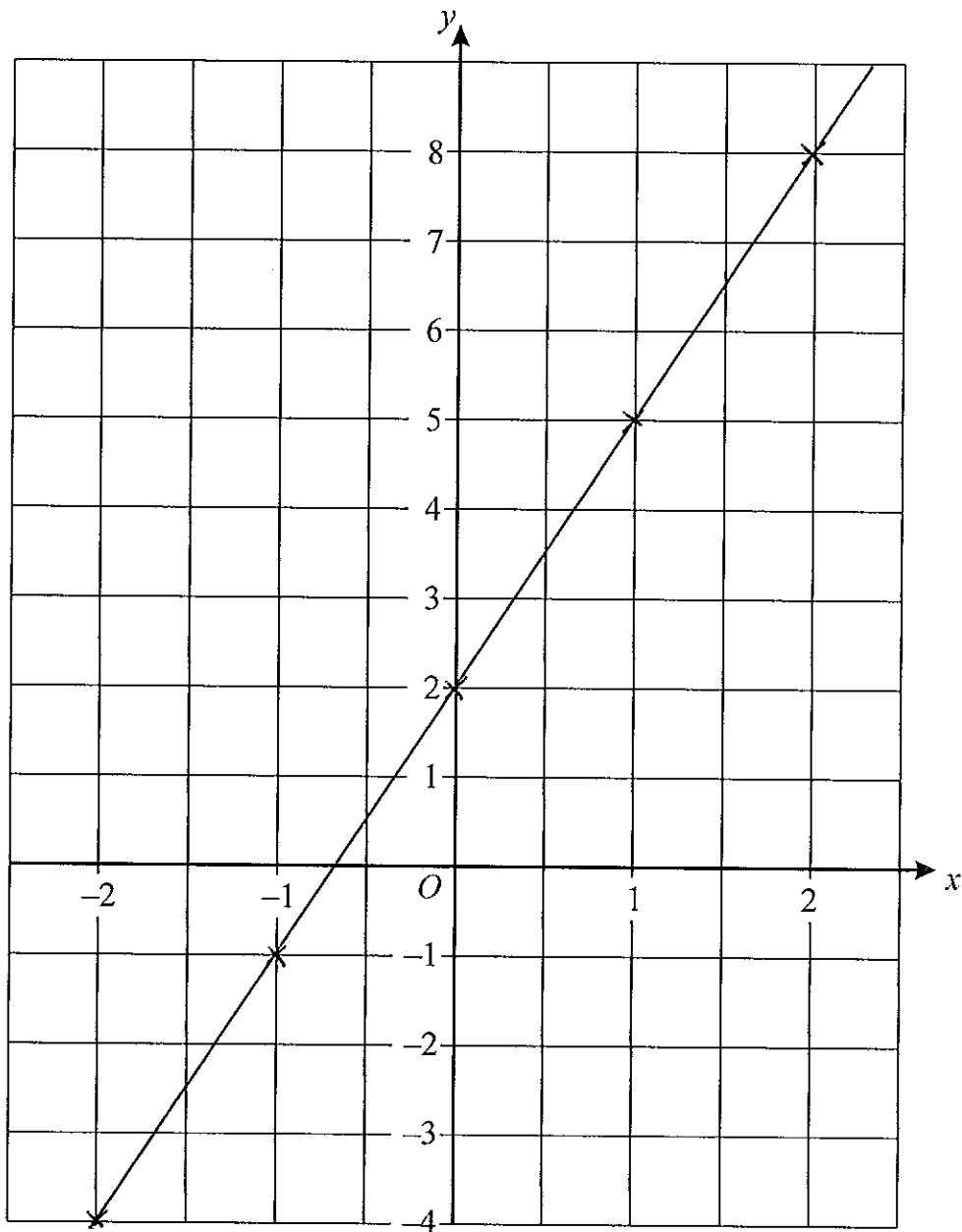
$x$	-2	-1	0	1	2	3	4
$y$	7	5	3	1	-1	-3	-5



(4 marks)

6. On the grid, draw the graph of  $y = 3x + 2$


$x$	-2	-1	0	1	2
$y$	-4	-1	2	5	8



(4)  
(4 marks)

7. On the grid, draw the graph of  $x + y = 5$

$x$	-1	0	1	2	3
$y$	6	5	4	3	2



(4)  
(4 marks)