

Name: _____

GCSE (1 – 9)

Pictograms

Instructions

- Use **black** ink or ball-point pen.
- Answer all questions.
- Answer the questions in the spaces provided
– *there may be more space than you need.*
- Diagrams are **NOT** accurately drawn, unless otherwise indicated.
- You must **show all your working out.**

Information

- The marks for each question are shown in brackets
– *use this as a guide as to how much time to spend on each question.*

Advice

- Read each question carefully before you start to answer it.
- Keep an eye on the time.
- Try to answer every question.
- Check your answers if you have time at the end

1 The tally chart show information about the the number of ice creams sold by a shop last week.

	Tally	Frequency
Monday	I	11
Tuesday	II	13
Wednesday		9
Thursday	I	11
Friday		9

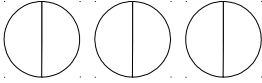
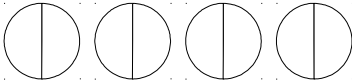
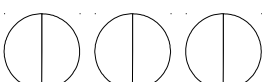


(a) Write down one thing that is wrong with the tally chart.

.....


.....

(1)

The pictogram gives information about the number of chocolate bars sold by a shop last week.

Monday	
Tuesday	
Wednesday	
Thursday	
Friday	

Key:

 Represents 3 chocolate bars

(b) Write down one thing that is wrong with the tally chart.

.....

.....

(1)

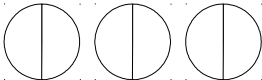
(Total for question 1 is 2 marks)


2 The incomplete table show information about the number of ice creams sold by a shop last week.

	Tally	Frequency
Monday	I	6
Tuesday		
Wednesday		
Thursday	II	
Friday		11

(a) Complete the tally chart. (2)

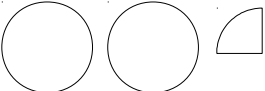
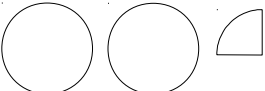
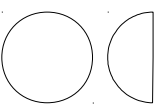
(b) Complete the pictogram to represent the ice cream sales (2)

Monday	
Tuesday	
Wednesday	
Thursday	
Friday	

Key:	
	Represents 2 ice creams

(Total for question 2 is 4 marks)

3 This incomplete pictogram shows information about the number of wheels sold by a shop on Monday, Tuesday and Wednesday.

Monday	
Tuesday	
Wednesday	
Thursday	
Friday	

Key:

A total of 48 wheels were sold on Monday, Tuesday and Wednesday.

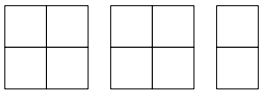
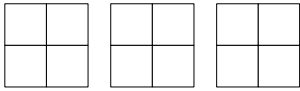
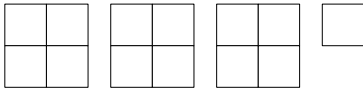
18 wheels were sold on Thursday.


22 wheels were sold on Friday.

Use this information to complete the pictogram.

(Total for question 3 is 3 marks)

- 4 The pictogram shows information about the number of books sold by an author in January, February and March.

January	
February	
March	
April	

Key:	
	represents 8 books

- (a) Write down the number of books sold in March

.....
(1)

14 books were sold in April.

- (b) Show this information on the pictogram.

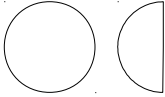
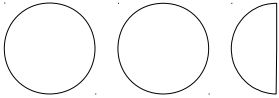
(1)


- (c) What was the total number of books sold in these four months?

.....
(2)

(Total for question 4 is 4 marks)

- 5 The pictogram shows information about the number of pizzas sold by a shop on Monday and Tuesday.

Monday	
Tuesday	
Wednesday	
Thursday	

Key:	
	represents 8 pizzas

- (a) Write down the number of pizzas sold

(i) On Monday

.....
(1)

(ii) On Tuesday

.....
(1)

On Wednesday and Thursday a total of 24 pizzas were sold.
The number of pizzas sold on Thursday was 3 times the number of pizzas sold on Wednesday.

- (b) Use this information to complete the pictogram.

(3)

(Total for question 5 is 5 marks)