

Please check the examination details below before entering your candidate information

Candidate surname

Other names

**Pearson Edexcel
Level 3 GCE**

Centre Number

--	--	--	--	--

Candidate Number

--	--	--	--	--

Wednesday 15 May 2019

Morning (Time: 2 hours)

Paper Reference **8MA0/01**

Mathematics

Advanced Subsidiary

Paper 1: Pure Mathematics

You must have:

Mathematical Formulae and Statistical Tables, calculator

Total Marks

Candidates may use any calculator allowed by the regulations of the Joint Council for Qualifications. Calculators must not have the facility for symbolic algebra manipulation, differentiation and integration, or have retrievable mathematical formulae stored in them.

Instructions

- Use **black** ink or ball-point pen.
- If pencil is used for diagrams/sketches/graphs it must be dark (HB or B).
- **Fill in the boxes** at the top of this page with your name, centre number and candidate number.
- Answer **all** questions and ensure that your answers to parts of questions are clearly labelled.
- Answer the questions in the spaces provided
– *there may be more space than you need.*
- You should show sufficient working to make your methods clear.
Answers without working may not gain full credit.
- Answers should be given to three significant figures unless otherwise stated.

Information

- A booklet 'Mathematical Formulae and Statistical Tables' is provided.
- There are 16 questions in this question paper. The total mark for this paper is 100.
- The marks for **each** question are shown in brackets
– *use this as a guide as to how much time to spend on each question.*

Advice

- Read each question carefully before you start to answer it.
- Try to answer every question.
- Check your answers if you have time at the end.

Turn over ►

P58351A

©2019 Pearson Education Ltd.

3/1/1/




Pearson

Question 3 continued

DO NOT WRITE IN THIS AREA

DO NOT WRITE IN THIS AREA

DO NOT WRITE IN THIS AREA

(Total for Question 3 is 6 marks)



- 4. A tree was planted in the ground.
Its height, H metres, was measured t years after planting.

Exactly 3 years after planting, the height of the tree was 2.35 metres.
Exactly 6 years after planting, the height of the tree was 3.28 metres.

Using a linear model,

- (a) find an equation linking H with t . (3)

The height of the tree was approximately 140 cm when it was planted.

- (b) Explain whether or not this fact supports the use of the linear model in part (a). (2)



Question 4 continued

DO NOT WRITE IN THIS AREA

DO NOT WRITE IN THIS AREA

DO NOT WRITE IN THIS AREA

(Total for Question 4 is 5 marks)



5. A curve has equation

$$y = 3x^2 + \frac{24}{x} + 2 \quad x > 0$$

(a) Find, in simplest form, $\frac{dy}{dx}$ (3)

(b) Hence find the exact range of values of x for which the curve is increasing. (2)



DO NOT WRITE IN THIS AREA

DO NOT WRITE IN THIS AREA

DO NOT WRITE IN THIS AREA

DO NOT WRITE IN THIS AREA

DO NOT WRITE IN THIS AREA

DO NOT WRITE IN THIS AREA

Question 5 continued

(Total for Question 5 is 5 marks)



6.

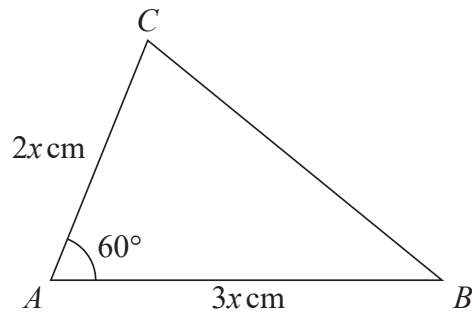


Figure 1

Figure 1 shows a sketch of a triangle ABC with $AB = 3x$ cm, $AC = 2x$ cm and angle $CAB = 60^\circ$

Given that the area of triangle ABC is $18\sqrt{3}$ cm²

(a) show that $x = 2\sqrt{3}$ (3)

(b) Hence find the exact length of BC , giving your answer as a simplified surd. (3)



7. The curve C has equation

$$y = \frac{k^2}{x} + 1 \quad x \in \mathbb{R}, x \neq 0$$

where k is a constant.

- (a) Sketch C stating the equation of the horizontal asymptote. (3)

The line l has equation $y = -2x + 5$

- (b) Show that the x coordinate of any point of intersection of l with C is given by a solution of the equation

$$2x^2 - 4x + k^2 = 0 \quad (2)$$

- (c) Hence find the exact values of k for which l is a tangent to C . (3)



8. (a) Find the first 3 terms, in ascending powers of x , of the binomial expansion of

$$\left(2 + \frac{3x}{4}\right)^6$$

giving each term in its simplest form.

(4)

(b) Explain how you could use your expansion to estimate the value of 1.925^6 .
You do not need to perform the calculation.

(1)



Question 8 continued

DO NOT WRITE IN THIS AREA

DO NOT WRITE IN THIS AREA

DO NOT WRITE IN THIS AREA

Lined area for writing the answer to Question 8.

(Total for Question 8 is 5 marks)



P 5 8 3 5 1 A 0 1 7 4 4

9. A company started mining tin in Riverdale on 1st January 2019.

A model to find the total mass of tin that will be mined by the company in Riverdale is given by the equation

$$T = 1200 - 3(n - 20)^2$$

where T tonnes is the total mass of tin mined in the n years after the start of mining.

Using this model,

- (a) calculate the mass of tin that will be mined up to 1st January 2020, (1)
- (b) deduce the maximum total mass of tin that could be mined, (1)
- (c) calculate the mass of tin that will be mined in 2023. (2)
- (d) State, giving reasons, the limitation on the values of n . (2)



10. A circle C has equation

$$x^2 + y^2 - 4x + 8y - 8 = 0$$

(a) Find

(i) the coordinates of the centre of C ,

(ii) the exact radius of C .

(3)

The straight line with equation $x = k$, where k is a constant, is a tangent to C .

(b) Find the possible values for k .

(2)



Question 10 continued

DO NOT WRITE IN THIS AREA

DO NOT WRITE IN THIS AREA

DO NOT WRITE IN THIS AREA

Lined area for writing answers.

(Total for Question 10 is 5 marks)



11.

$$f(x) = 2x^3 - 13x^2 + 8x + 48$$

(a) Prove that $(x - 4)$ is a factor of $f(x)$. (2)

(b) Hence, using algebra, show that the equation $f(x) = 0$ has only two distinct roots. (4)

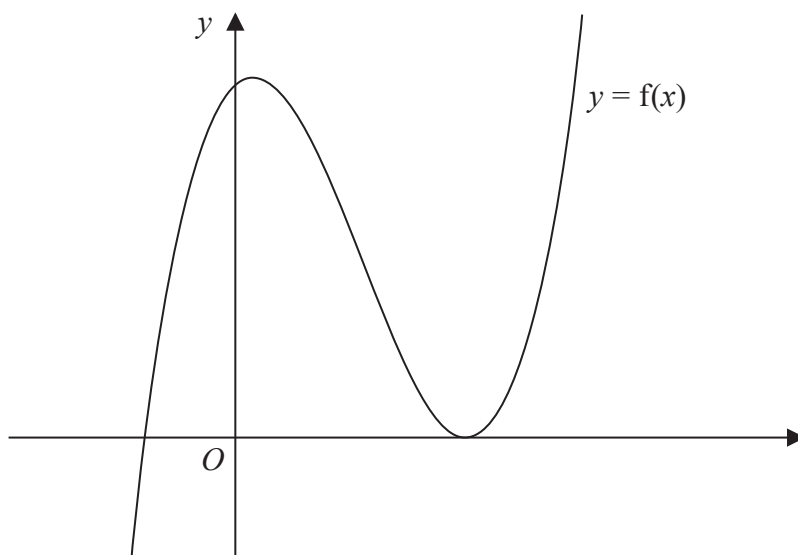


Figure 2

Figure 2 shows a sketch of part of the curve with equation $y = f(x)$.

(c) Deduce, giving reasons for your answer, the number of real roots of the equation

$$2x^3 - 13x^2 + 8x + 46 = 0 \tag{2}$$

Given that k is a constant and the curve with equation $y = f(x + k)$ passes through the origin,

(d) find the two possible values of k . (2)



12. (a) Show that

$$\frac{10\sin^2 \theta - 7\cos \theta + 2}{3 + 2\cos \theta} \equiv 4 - 5\cos \theta \quad (4)$$

(b) Hence, or otherwise, solve, for $0 \leq x < 360^\circ$, the equation

$$\frac{10\sin^2 x - 7\cos x + 2}{3 + 2\cos x} = 4 + 3\sin x \quad (3)$$

DO NOT WRITE IN THIS AREA

DO NOT WRITE IN THIS AREA

DO NOT WRITE IN THIS AREA



Question 12 continued

DO NOT WRITE IN THIS AREA

DO NOT WRITE IN THIS AREA

DO NOT WRITE IN THIS AREA



13.

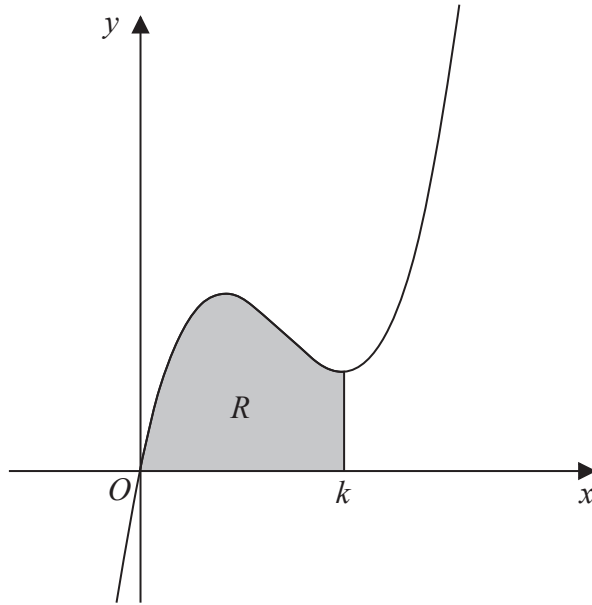


Figure 3

Figure 3 shows a sketch of part of the curve with equation

$$y = 2x^3 - 17x^2 + 40x$$

The curve has a minimum turning point at $x = k$.

The region R , shown shaded in Figure 3, is bounded by the curve, the x -axis and the line with equation $x = k$.

Show that the area of R is $\frac{256}{3}$

(Solutions based entirely on graphical or numerical methods are not acceptable.)

(7)

DO NOT WRITE IN THIS AREA

DO NOT WRITE IN THIS AREA

DO NOT WRITE IN THIS AREA



Question 13 continued

DO NOT WRITE IN THIS AREA

DO NOT WRITE IN THIS AREA

DO NOT WRITE IN THIS AREA



14. The value of a car, $\pounds V$, can be modelled by the equation

$$V = 15\,700e^{-0.25t} + 2300 \quad t \in \mathbb{R}, t \geq 0$$

where the age of the car is t years.

Using the model,

- (a) find the initial value of the car. (1)

Given the model predicts that the value of the car is decreasing at a rate of $\pounds 500$ per year at the instant when $t = T$,

- (b) (i) show that

$$3925e^{-0.25T} = 500$$

- (ii) Hence find the age of the car at this instant, giving your answer in years and months to the nearest month.

(Solutions based entirely on graphical or numerical methods are not acceptable.) (6)

The model predicts that the value of the car approaches, but does not fall below, $\pounds A$.

- (c) State the value of A . (1)

- (d) State a limitation of this model. (1)



Question 14 continued

DO NOT WRITE IN THIS AREA

DO NOT WRITE IN THIS AREA

DO NOT WRITE IN THIS AREA

Handwritten response area for Question 14, consisting of 28 horizontal lines.



15. Given $n \in \mathbb{N}$, prove that $n^3 + 2$ is not divisible by 8

(4)

DO NOT WRITE IN THIS AREA

DO NOT WRITE IN THIS AREA

DO NOT WRITE IN THIS AREA



16. (i) Two non-zero vectors, \mathbf{a} and \mathbf{b} , are such that

$$|\mathbf{a} + \mathbf{b}| = |\mathbf{a}| + |\mathbf{b}|$$

Explain, geometrically, the significance of this statement.

(1)

(ii) Two different vectors, \mathbf{m} and \mathbf{n} , are such that $|\mathbf{m}| = 3$ and $|\mathbf{m} - \mathbf{n}| = 6$
The angle between vector \mathbf{m} and vector \mathbf{n} is 30°

Find the angle between vector \mathbf{m} and vector $\mathbf{m} - \mathbf{n}$, giving your answer, in degrees, to one decimal place.

(4)



Question 16 continued

DO NOT WRITE IN THIS AREA

DO NOT WRITE IN THIS AREA

DO NOT WRITE IN THIS AREA



P 5 8 3 5 1 A 0 4 3 4 4

