

Edexcel GCSE

Mathematics (Linear) – 1MA0

SIMILAR SHAPES

Materials required for examination

Ruler graduated in centimetres and millimetres, protractor, compasses, pen, HB pencil, eraser.
Tracing paper may be used.

Items included with question papers

Nil



Instructions

Use black ink or ball-point pen.

Fill in the boxes at the top of this page with your name, centre number and candidate number.

Answer all questions.

Answer the questions in the spaces provided – there may be more space than you need.

Calculators may be used.

Information

The marks for each question are shown in brackets – use this as a guide as to how much time to spend on **each** question.

Questions labelled with an **asterisk (*)** are ones where the quality of your written communication will be assessed – you should take particular care on these questions with your spelling, punctuation and grammar, as well as the clarity of expression.

Advice

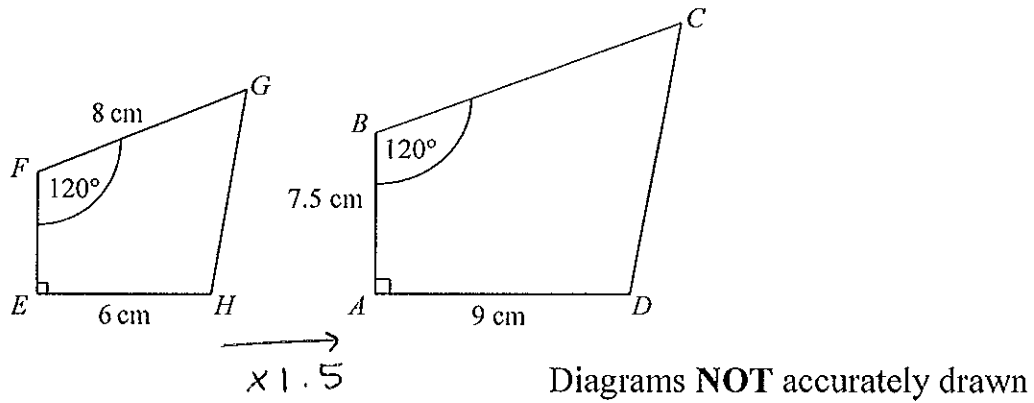
Read each question carefully before you start to answer it.

Keep an eye on the time.

Try to answer every question.

Check your answers if you have time at the end.

1. Shapes $ABCD$ and $EFGH$ are mathematically similar.



- (a) Calculate the length of BC .

$$8 \times 1.5$$

.....12..... cm

(2)

- (b) Calculate the length of EF .

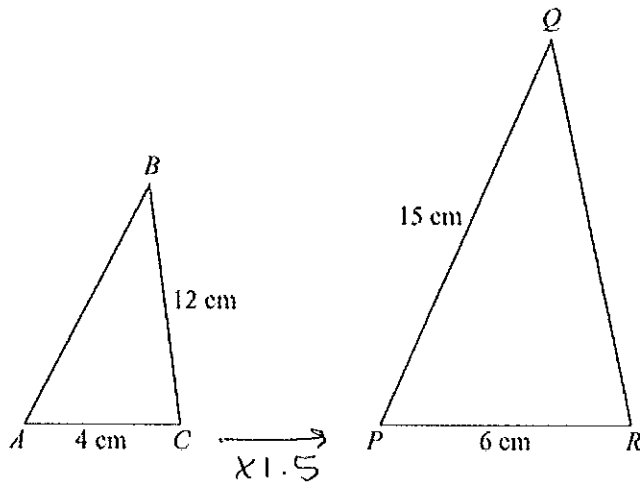
$$7.5 \div 1.5$$

.....5..... cm

(2)

(Total 4 marks)

2.



Diagrams NOT accurately drawn

Triangles ABC and PQR are mathematically similar.

Angle A = angle P .

Angle B = angle Q .

Angle C = angle R .

AC = 4 cm.

BC = 12 cm.

PR = 6 cm.

PQ = 15 cm.

(a) Work out the length of QR .

$$12 \times 1.5$$

.....18.....cm
(2)

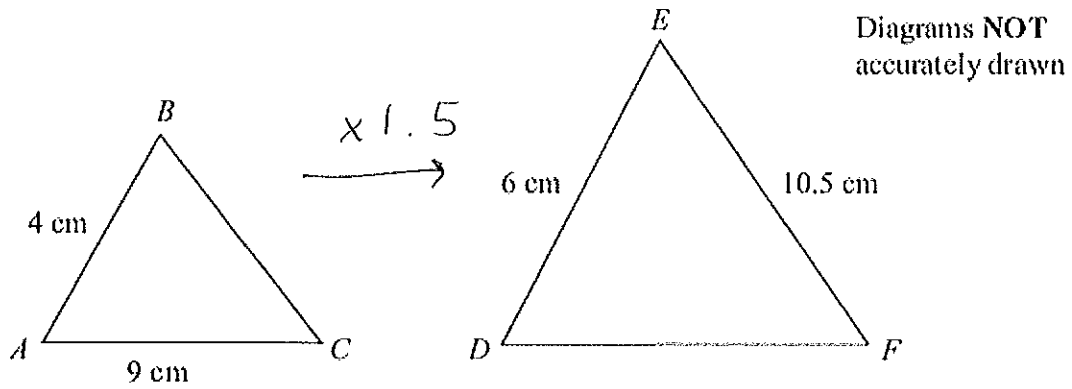
(b) Work out the length of AB .

$$15 \div 1.5$$

.....10.....cm
(2)

(Total 4 marks)

3.



Triangles ABC and DEF are similar.

$$AB = 4 \text{ cm.}$$

$$AC = 9 \text{ cm.}$$

$$DE = 6 \text{ cm.}$$

$$EF = 10.5 \text{ cm.}$$

(a) Work out the length of DF .

(2)

$$9 \times 1.5$$

$$\dots\dots\dots 13.5 \dots\dots\dots \text{ cm}$$

(b) Work out the length of BC .

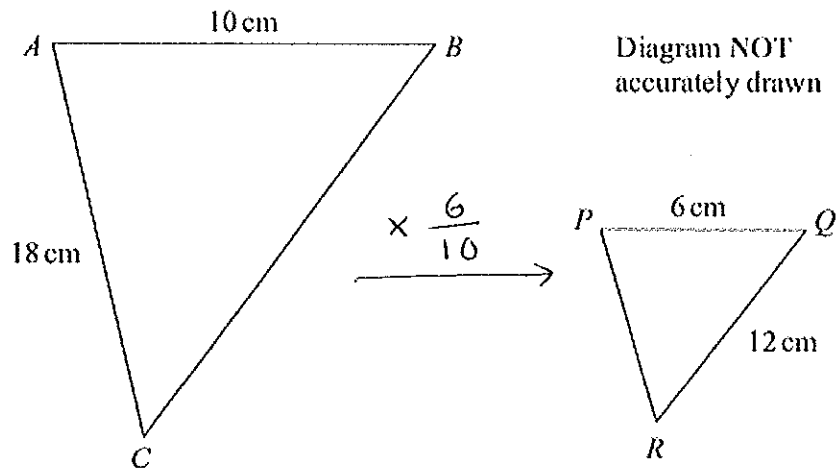
(2)

$$10.5 \div 1.5$$

$$\dots\dots\dots 7 \dots\dots\dots \text{ cm}$$

(Total 4 marks)

4. The diagram shows two similar triangles.



In triangle ABC , $AB = 10$ cm and $AC = 18$ cm.
 In triangle PQR , $PQ = 6$ cm and $QR = 12$ cm.

Angle $ABC =$ angle PQR .
 Angle $CAB =$ angle RPQ .

- (a) Calculate the length of BC .

$$12 \div \frac{6}{10}$$

.....20..... cm
 (2)

- (b) Calculate the length of PR .

$$18 \times \frac{6}{10}$$

.....10.8..... cm
 (2)

(Total 4 marks)

5.

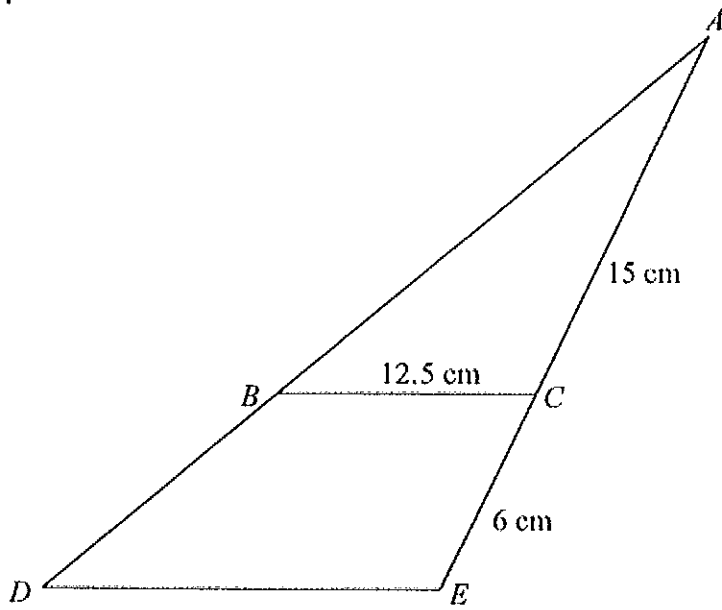


Diagram NOT
accurately drawn

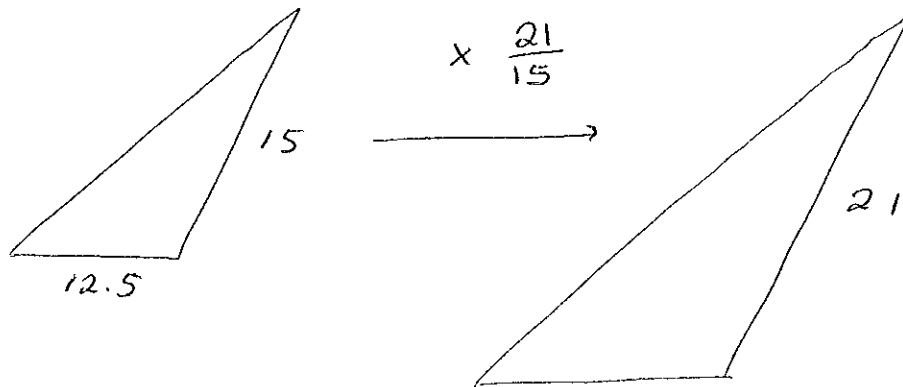
Triangle ABC is similar to triangle ADE .

$AC = 15$ cm.

$CE = 6$ cm.

$BC = 12.5$ cm.

Work out the length of DE .



$$12.5 \times \frac{21}{15}$$

.....17.5..... cm

(Total 3 marks)

*6.



Pictures **NOT**
accurately drawn

A 20 Euro note is a rectangle 133 mm long and 72 mm wide.

A 500 Euro Note is a rectangle 165 mm long and 82 mm wide.

Show that the two rectangles are not mathematically similar.

$$\frac{165}{133} = 1.240601504$$

$$\frac{82}{77} = 1.064935065$$

The ratio between lengths \neq ratio between widths

(Total 3 marks)

7. The diagram shows two similar solids, A and B.

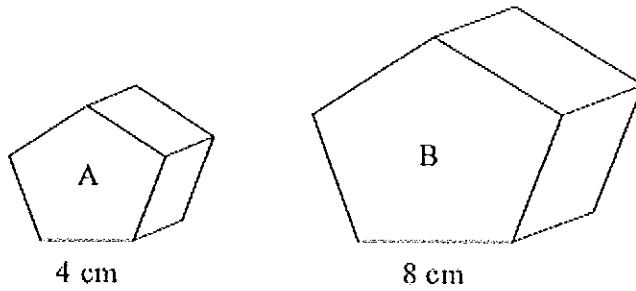


Diagram NOT accurately drawn

Solid A has a volume of 80 cm^3 .

(a) Work out the volume of solid B.

length scale factor $\times 2$
area scale factor $\times 2^2$
volume scale factor $\times 2^3$

$$80 \times 2^3$$

.....640..... cm^3
(2)

Solid B has a total surface area of 160 cm^2 .

(b) Work out the total surface area of solid A.

$$160 \div 2^2$$

.....40..... cm^2
(2)

(Total 4 marks)