

Name: _____

GCSE (1 – 9)

Surface Area

Instructions

- Use **black** ink or ball-point pen.
- Answer all Questions.
- Answer the Questions in the spaces provided
– *there may be more space than you need.*
- Diagrams are **NOT** accurately drawn, unless otherwise indicated.
- You must **show all your working out.**

Information

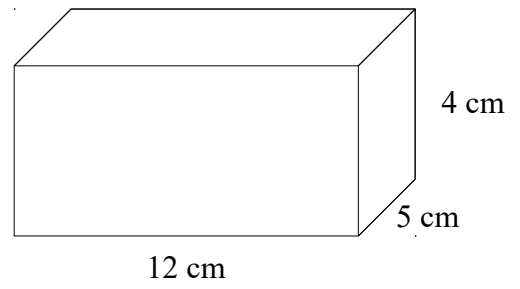
- The marks for each Question are shown in brackets
– *use this as a guide as to how much time to spend on each Question.*

Advice

- Read each Question carefully before you start to answer it.
- Keep an eye on the time.
- Try to answer every Question.
- Check your answers if you have time at the end

1 The diagram shows a cuboid.

Find the total surface area of the cuboid.

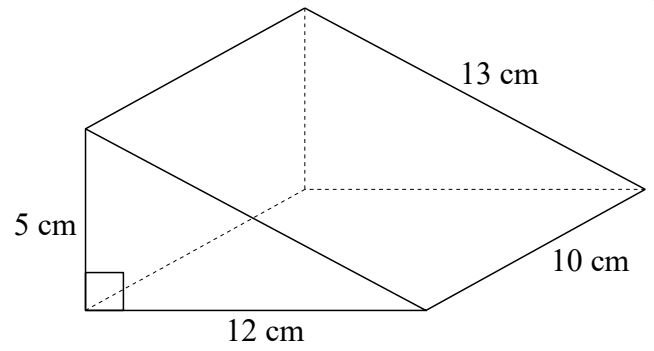


.....

(Total for question 1 is 3 marks)

2 The diagram shows a triangular prism.

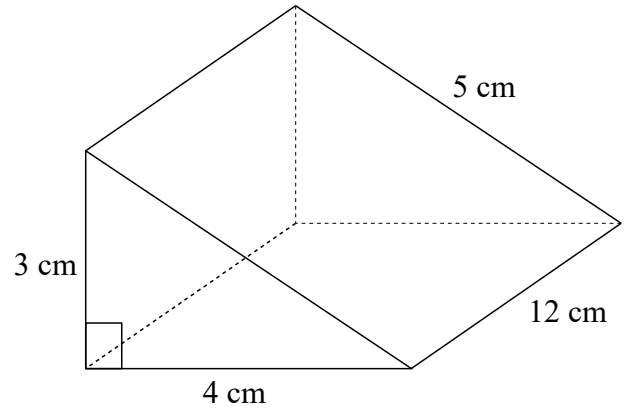
Find the total surface area of the triangular prism.



.....

(Total for question 2 is 3 marks)

- 3 The diagram shows a triangular prism.
Find the total surface area of the triangular prism.

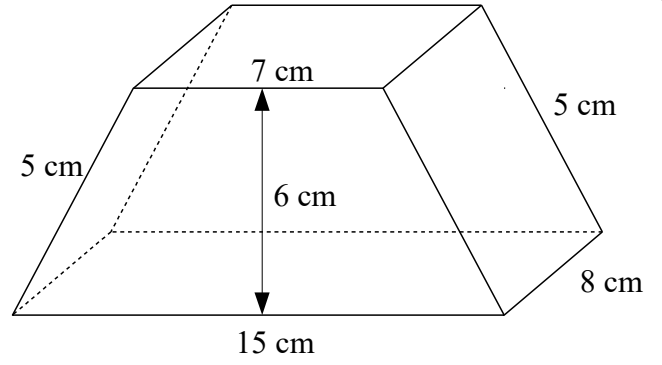


.....

(Total for question 3 is 3 marks)

- 4 The diagram shows a prism.
The cross section of the prism is in the shape of a trapezium.

Calculate the total surface area of the prism.

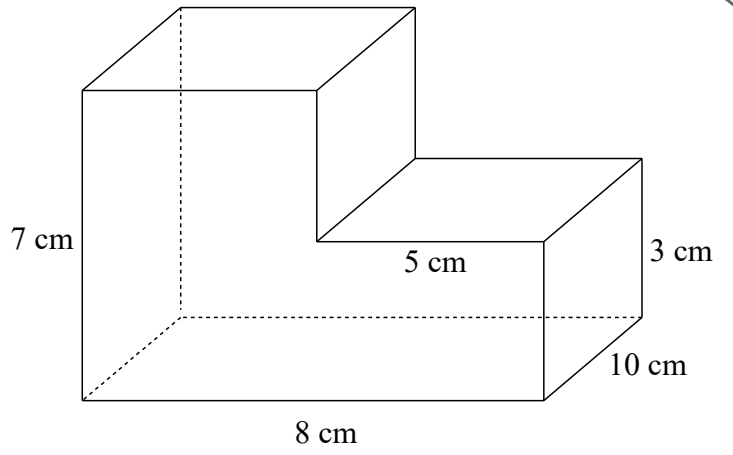


.....

(Total for question 4 is 4 marks)

5 The diagram shows a prism.

Calculate the total surface area of the prism.



.....

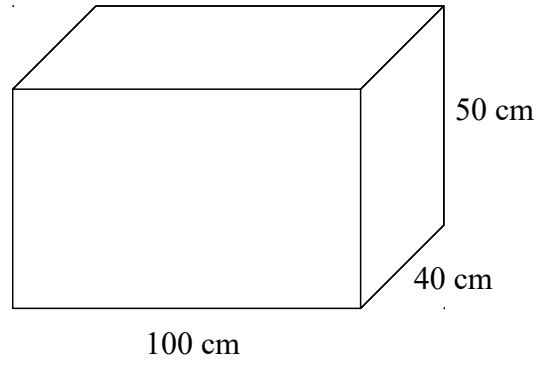
(Total for question 5 is 4 marks)

6 The diagram shows a box.

5 of these boxes are going to be painted.

Each pot of paint can cover 6m^2 .

How many pots of paint are needed to paint the 5 boxes?



.....pots

(Total for question 6 is 4 marks)

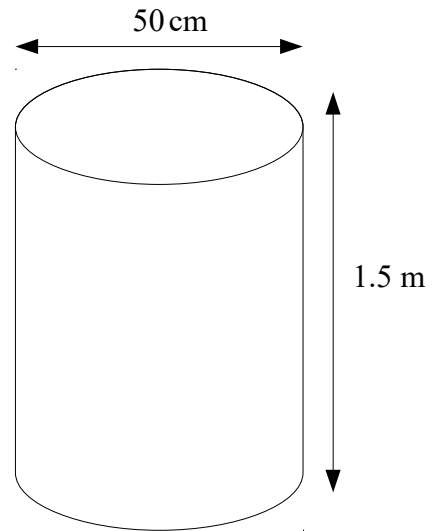
7

The diagram shows a cylindrical tank.
The tank has a top and a bottom.

4 of these tanks are going to be painted.
Each tank has a diameter of 50 cm and a height of 1.5 m.

Each pot of paint can cover 4 m^2 .

How many pots of paint are needed to paint the 4 tanks?



.....pots

(Total for question 7 is 4 marks)