

1 Use the trapezium rule with n intervals of equal width to estimate the value of each integral.

a $\int_1^5 x \ln(x+1) \, dx \quad n=2$

b $\int_{\frac{\pi}{6}}^{\frac{\pi}{2}} \cot x \, dx \quad n=2$

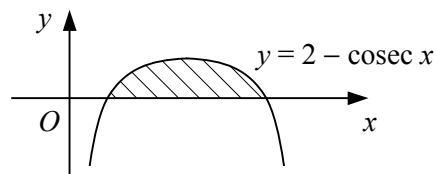
c $\int_{-2}^2 e^{\frac{x^2}{10}} \, dx \quad n=4$

d $\int_0^1 \arccos(x^2-1) \, dx \quad n=4$

e $\int_0^{0.5} \sec^2(2x-1) \, dx \quad n=5$

f $\int_0^6 x^3 e^{-x} \, dx \quad n=6$

2



The diagram shows the curve with equation $y = 2 - \operatorname{cosec} x$, $0 < x < \pi$.

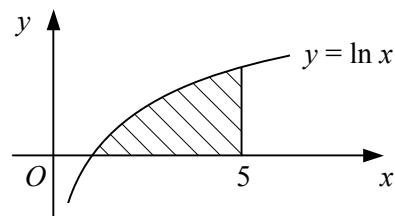
- Find the exact x -coordinates of the points where the curve crosses the x -axis.
- Use the trapezium rule with four intervals of equal width to estimate the area of the shaded region bounded by the curve and the x -axis.

3

$$f(x) \equiv \frac{\pi}{6} + \arcsin\left(\frac{1}{2}x\right), \quad x \in \mathbb{R}, -2 \leq x \leq 2.$$

- Use the trapezium rule with three strips to estimate the value of the integral $I = \int_{-1}^2 f(x) \, dx$.
- Use the trapezium rule with six strips to find an improved estimate for I .

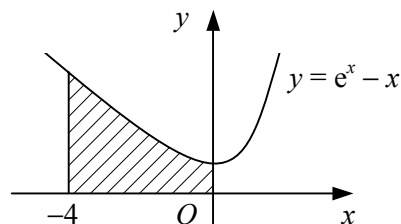
4



The shaded region in the diagram is bounded by the curve $y = \ln x$, the x -axis and the line $x = 5$.

- Estimate the area of the shaded region to 3 decimal places using the trapezium rule with
 - 2 strips
 - 4 strips
 - 8 strips
- By considering your answers to part a, suggest a more accurate value for the area of the shaded region correct to 3 decimal places.
- Use integration to find the true value of the area correct to 3 decimal places.

5



The shaded region in the diagram is bounded by the curve $y = e^x - x$, the coordinate axes and the line $x = -4$. Use the trapezium rule with five equally-spaced ordinates to estimate the volume of the solid formed when the shaded region is rotated completely about the x -axis.