

Centre No.							Paper Reference				Surname	Initial(s)			
Candidate No.							1	3	8	0	/	4	H	Signature	

Paper Reference(s)

1380/4H

Edexcel GCSE

Mathematics (Linear) – 1380

Paper 4 (Calculator)

Higher Tier

Friday 11 June 2010 – Morning

Time: 1 hour 45 minutes

Examiner's use only

--	--	--

Team Leader's use only

--	--	--



Materials required for examination

Ruler graduated in centimetres and millimetres, protractor, compasses, pen, HB pencil, eraser, calculator. Tracing paper may be used.

Items included with question papers

Nil

Instructions to Candidates

In the boxes above, write your centre number, candidate number, your surname, initials and signature.

Check that you have the correct question paper.

Answer ALL the questions. Write your answers in the spaces provided in this question paper.

You must NOT write on the formulae page.

Anything you write on the formulae page will gain NO credit.

If you need more space to complete your answer to any question, use additional answer sheets.

Information for Candidates

The marks for individual questions and the parts of questions are shown in round brackets: e.g. (2).

There are 27 questions in this question paper. The total mark for this paper is 100.

There are 24 pages in this question paper. Any blank pages are indicated.

Calculators may be used.

If your calculator does not have a π button, take the value of π to be 3.142 unless the question instructs otherwise.

Advice to Candidates

Show all stages in any calculations.

Work steadily through the paper. Do not spend too long on one question.

If you cannot answer a question, leave it and attempt the next one.

Return at the end to those you have left out.

This publication may be reproduced only in accordance with Edexcel Limited copyright policy.
©2010 Edexcel Limited.

Printer's Log No.

N36762A

W850/R1380/57570 6/6/6/3

N36762A0124

Turn over

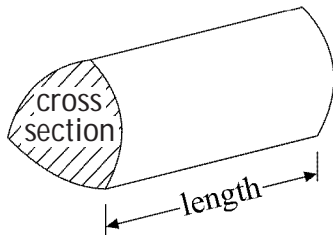
edexcel 
advancing learning, changing lives

GCSE Mathematics (Linear) 1380

Formulae: Higher Tier

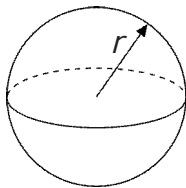
**You must not write on this formulae page.
Anything you write on this formulae page will gain NO credit.**

Volume of a prism = area of cross section \times length



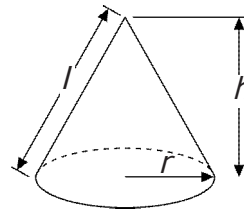
Volume of sphere = $\frac{4}{3}\pi r^3$

Surface area of sphere = $4\pi r^2$

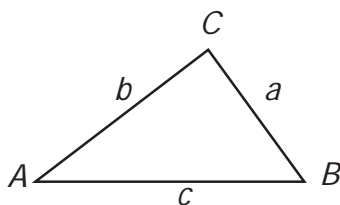


Volume of cone = $\frac{1}{3}\pi r^2 h$

Curved surface area of cone = $\pi r l$



In any triangle ABC



The Quadratic Equation

The solutions of $ax^2 + bx + c = 0$

where $a \neq 0$, are given by

$$x = \frac{-b \pm \sqrt{b^2 - 4ac}}{2a}$$

Sine Rule $\frac{a}{\sin A} = \frac{b}{\sin B} = \frac{c}{\sin C}$

Cosine Rule $a^2 = b^2 + c^2 - 2bc \cos A$

Area of triangle = $\frac{1}{2} ab \sin C$

Answer ALL TWENTY SEVEN questions.

Write your answers in the spaces provided.

You must write down all stages in your working.

1. Here is a list of ingredients for making a trifle for 4 people.

Trifle for 4 people	
120 g	of raspberry jelly
8	sponge fingers
420 m/	of custard
180 g	of tinned fruit

Rob is going to make a trifle for 6 people.
Work out the amount of each ingredient he needs.

..... g of raspberry jelly

..... sponge fingers

..... m/ of custard

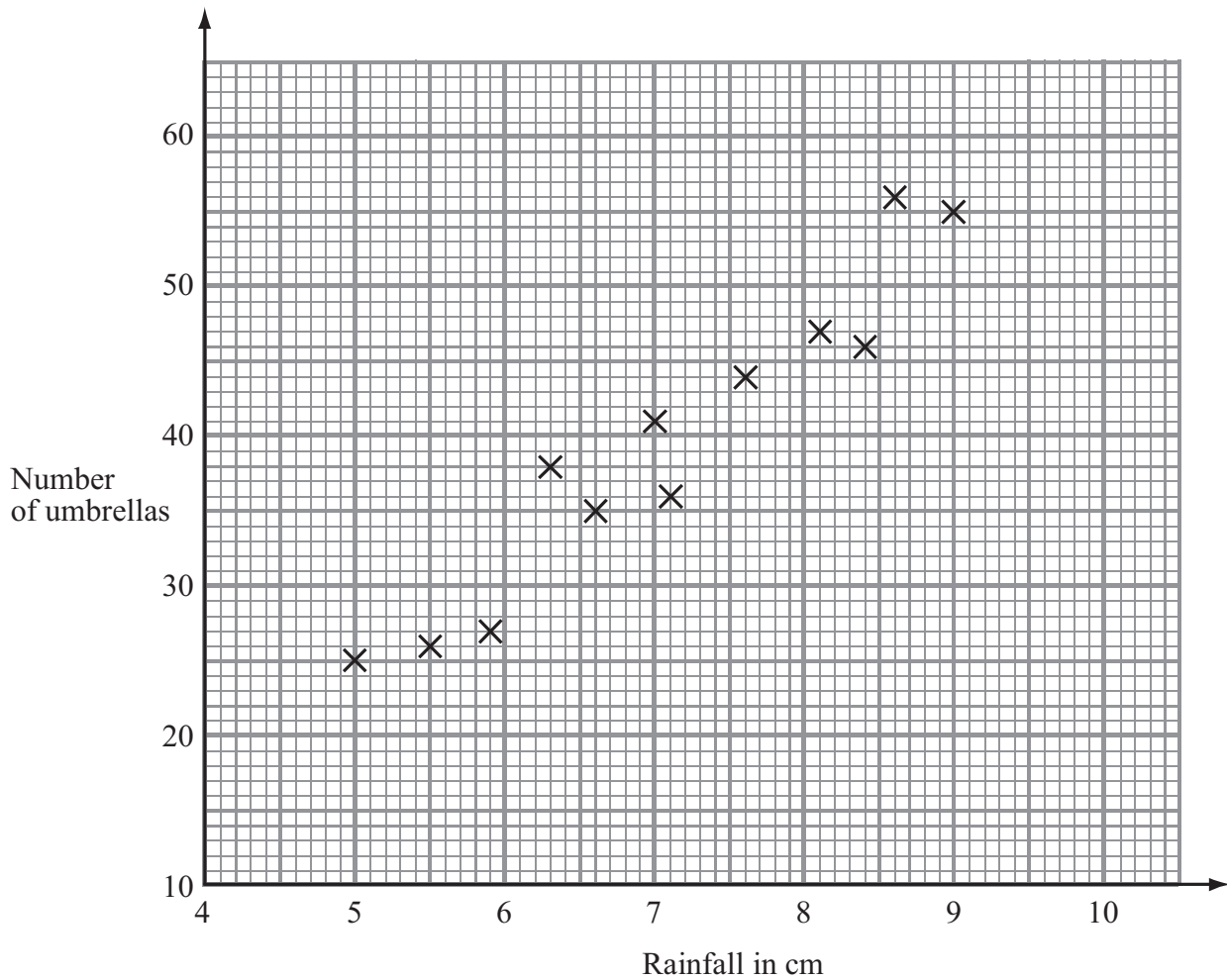
..... g of tinned fruit

(Total 3 marks)

Q1

2. Mr Wither sells umbrellas.

The scatter graph shows some information about the number of umbrellas he sold and the rainfall, in cm, each month last year.



In January of this year, the rainfall was 6.1 cm.
During January, Mr Wither sold 32 umbrellas.

(a) Show this information on the scatter graph. (1)

(b) What type of correlation does this scatter graph show?
..... (1)

In February of this year, Mr Wither sold 40 umbrellas.

(c) Estimate the rainfall for February.
..... cm (2)

(Total 4 marks)

Q2

3. In August 2008, Eddie hired a car in Italy.

The cost of hiring the car was £620

The exchange rate was £1 = €1.25

(a) Work out the cost of hiring the car in euros (€).

€.....
(2)

Eddie bought some perfume in Italy.

The cost of the perfume in Italy was €50

The cost of the same perfume in London was £42

The exchange rate was still £1 = €1.25

(b) Work out the difference between the cost of the perfume in Italy and the cost of the perfume in London.

Give your answer in pounds (£).

£.....
(3)

(Total 5 marks)

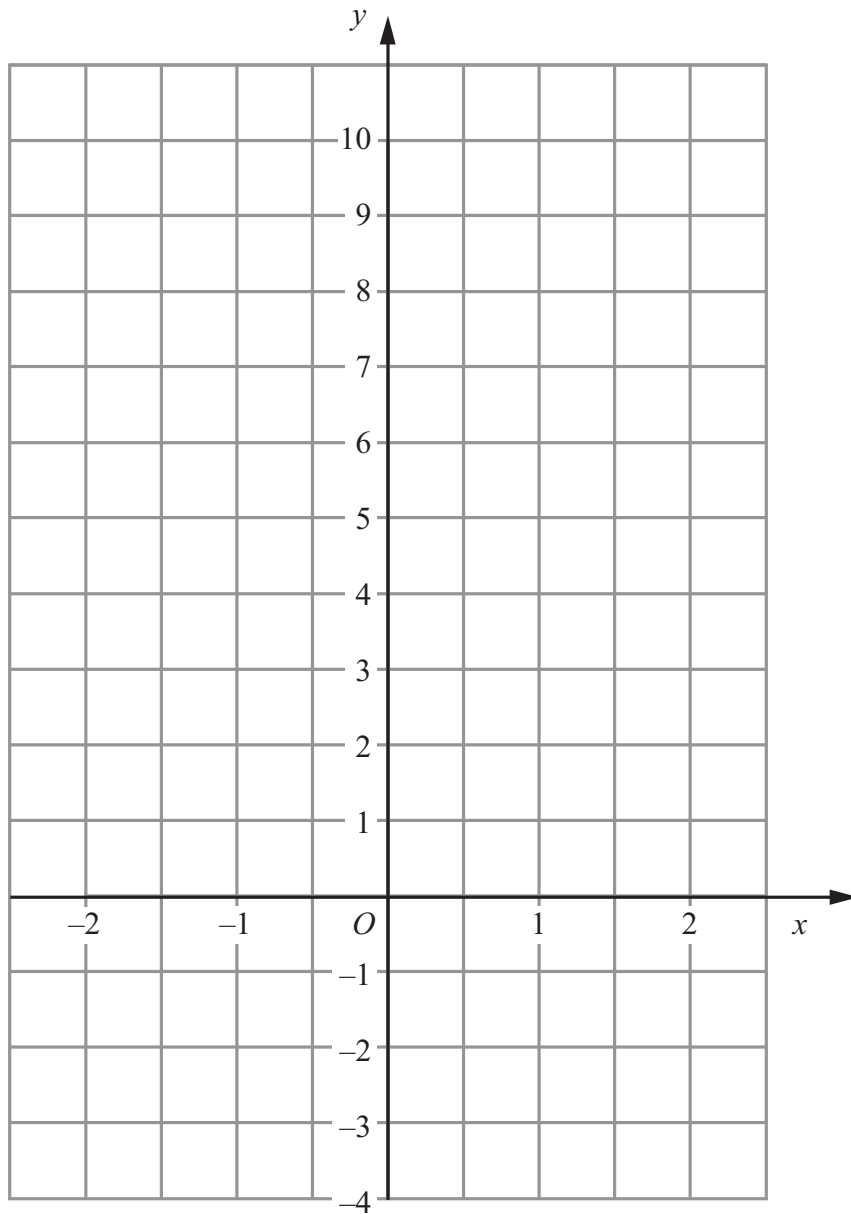
Q3

4. (a) Complete the table of values for $y = 3x + 4$

x	-2	-1	0	1	2
y		1			10

(2)

(b) On the grid, draw the graph of $y = 3x + 4$



(2)

Q4

(Total 4 marks)

5.

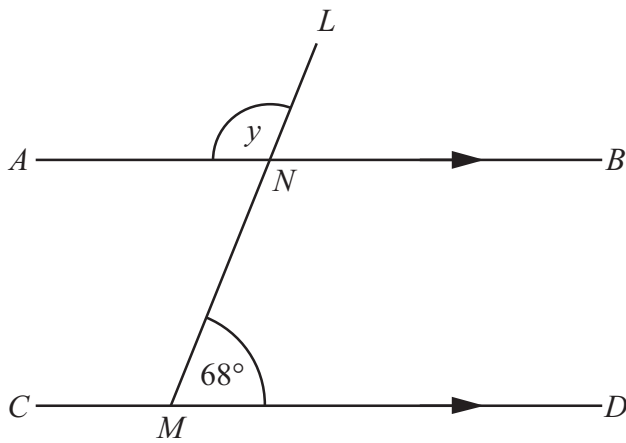


Diagram **NOT** accurately drawn

ANB is parallel to *CMD*.
LNM is a straight line.
 Angle *LMD* = 68°

(i) Work out the size of the angle marked *y*.

.....^o

(ii) Give reasons for your answer.

.....

(Total 3 marks)

Q5

6. (a) Use your calculator to work out $\frac{2}{1.5+2.45}$

Write down all the figures on your calculator display.
 You must give your answer as a decimal.

.....
 (2)

(b) Write your answer to part (a) correct to 2 decimal places.

.....
 (1)

(Total 3 marks)

Q6

7. A circle has a diameter of 12 cm.

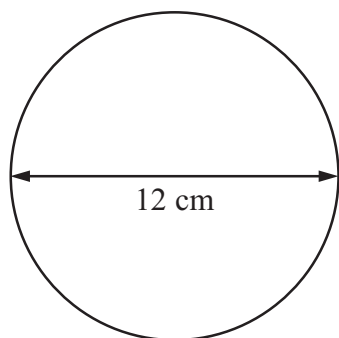


Diagram **NOT** accurately drawn

Work out the circumference of the circle.
Give your answer correct to 3 significant figures.

..... cm

(Total 2 marks)

Q7

8. The equation

$$x^3 + 10x = 25$$

has a solution between 1 and 2

Use a trial and improvement method to find this solution.
Give your answer correct to one decimal place.
You must show **all** your working.

$x =$

(Total 4 marks)

Q8

9. Work out £84 as a percentage of £350

..... %

(Total 2 marks)

Q9

10. There are some ribbons in a box.
The ribbons are green or red or yellow or white.

The table shows each of the probabilities that a ribbon chosen at random will be green or red or white.

Colour	Green	Red	Yellow	White
Probability	0.15	0.30		0.35

(a) Work out the probability that a ribbon chosen at random will be yellow.

.....
(2)

There are 500 ribbons in the box.

(b) Work out the number of red ribbons.

.....
(2)

(Total 4 marks)

Q10

11.

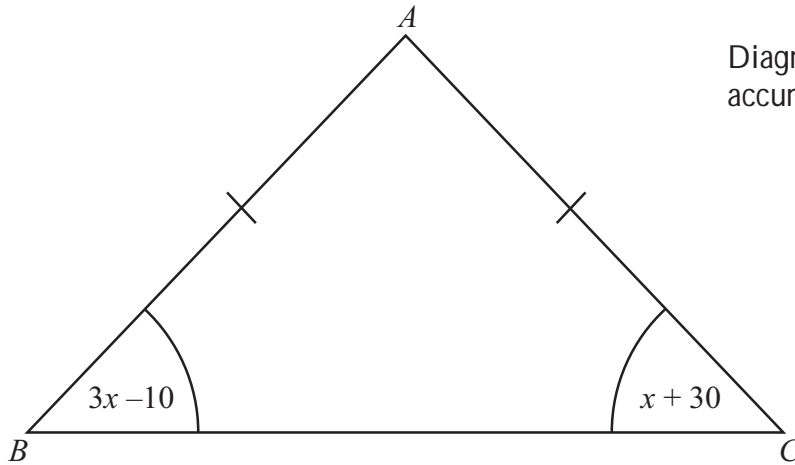


Diagram **NOT** accurately drawn

ABC is an isosceles triangle.
 $AB = AC$.

(a) Explain why $3x - 10 = x + 30$

..... (1)

(b) Solve $3x - 10 = x + 30$

$x =$ (2)

(Total 3 marks)

Q11

12.

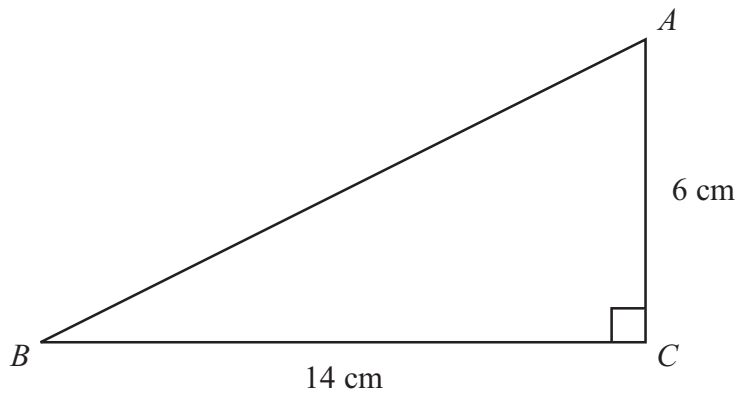


Diagram **NOT** accurately drawn

ABC is a right-angled triangle.
 $AC = 6$ cm.
 $BC = 14$ cm.

(a) Work out the area of triangle ABC .

..... cm²
(2)

(b) Calculate the length of AB .
Give your answer correct to 2 decimal places.

..... cm
(3)

(Total 5 marks)

Q12

13. The diagram shows a solid prism.

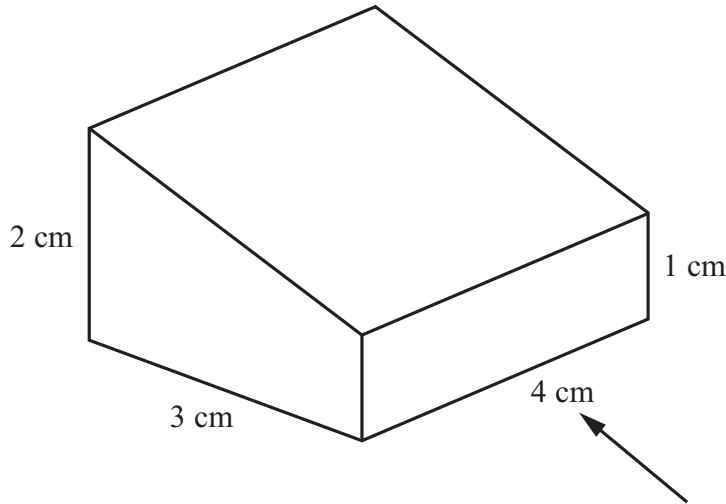




Diagram **NOT** accurately drawn

(a) On the grid below, draw the front elevation of the prism from the direction of the arrow.



(2)

(b) On the grid below, draw the plan of the prism.



(2)

(Total 4 marks)

Q13

14. The table gives information about the number of CDs sold in a shop during each of the last 30 weeks.

Number of CDs (n)	Frequency		
$0 < n \leq 40$	3		
$40 < n \leq 80$	5		
$80 < n \leq 120$	12		
$120 < n \leq 160$	7		
$160 < n \leq 200$	3		

Calculate an estimate for the mean number of CDs sold each week.
Give your answer correct to 1 decimal place.

.....
(Total 4 marks)

Q14

15. $-4 < n \leq 1$
 n is an integer.

(a) Write down all the possible values of n .

.....
(2)

(b) Solve $3x - 2 > x + 7$

.....
(2)
(Total 4 marks)

Q15

16. Draw the locus of all points which are equidistant from the lines AB and AC .



(Total 2 marks)

Q16

17. Make A the subject of the formula

$$r = \sqrt{\frac{A}{3}}$$

$A = \dots\dots\dots$

(Total 2 marks)

Q17

18. (a) Write 15 500 in standard form.

.....
(1)

(b) Write 2.48×10^{-3} as an ordinary number.

.....
(1)

(c) Work out the value of

$$24\,500 \div (1.25 \times 10^{-4})$$

Give your answer in standard form.

.....
(2)

(Total 4 marks)

Q18

19. (a) Factorise $x^2 - 7x + 10$

..... (2)

(b) Solve $x^2 - 7x + 10 = 0$

$x =$

or $x =$ (1)

(Total 3 marks)

Q19

20.

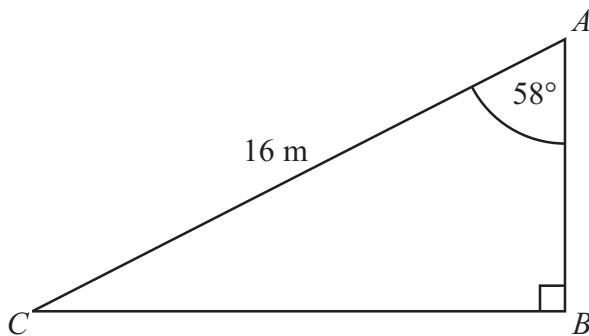


Diagram **NOT** accurately drawn

ABC is a right-angled triangle.
 $AC = 16$ m.
 Angle $CAB = 58^\circ$

Calculate the length of AB .
 Give your answer correct to 3 significant figures.

..... m

(Total 3 marks)

Q20

21. A field is in the shape of a rectangle.
The width of the field is 28 metres, measured to the nearest metre.

(a) Work out the upper bound of the width of the field.

..... metres
(1)

The length of the field is 145 metres, measured to the nearest 5 metres.

(b) Work out the upper bound for the perimeter of the field.

..... metres
(3)

(Total 4 marks)

Q21

22. (a) Simplify $p^5 \times p^4$

.....
(1)

(b) Simplify $q^5 \div q^2$

.....
(1)

(c) Simplify $12tu^6 \div 6tu^5$

.....
(2)

(d) Simplify $(9w^2y^6)^{\frac{1}{2}}$

.....
(2)

(e) For $x > 1$, write the following expressions in order of size.
Start with the expression with the least value.

x^0 x^2 x x^{-2} $x^{\frac{1}{2}}$

.....
(2)

(Total 8 marks)

Q22

23. **A** and **B** are two solid shapes which are mathematically similar. The shapes are made from the same material.

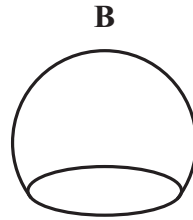
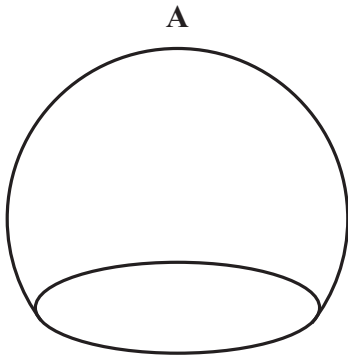


Diagram **NOT** accurately drawn

The surface area of **A** is 50 cm^2 .
The surface area of **B** is 18 cm^2 .

The mass of **A** is 500 grams.

Calculate the mass of **B**.

..... grams

(Total 4 marks)

Q23

24. (a) Explain what is meant by a random sample.

.....

 (1)

Chris collects stamps from different countries.
 He has 245 stamps from France.

He wants to take a random sample of 10 of his stamps from France.

(b) Describe a method that Chris could use.

.....

 (1)

The table shows information about Chris' collection of 662 stamps.

Country	France	Germany	Spain	Italy	Total
Number of stamps	245	184	138	95	662

Chris takes a sample of 50 stamps stratified by country.

(c) Work out the number of stamps from Italy in this sample.

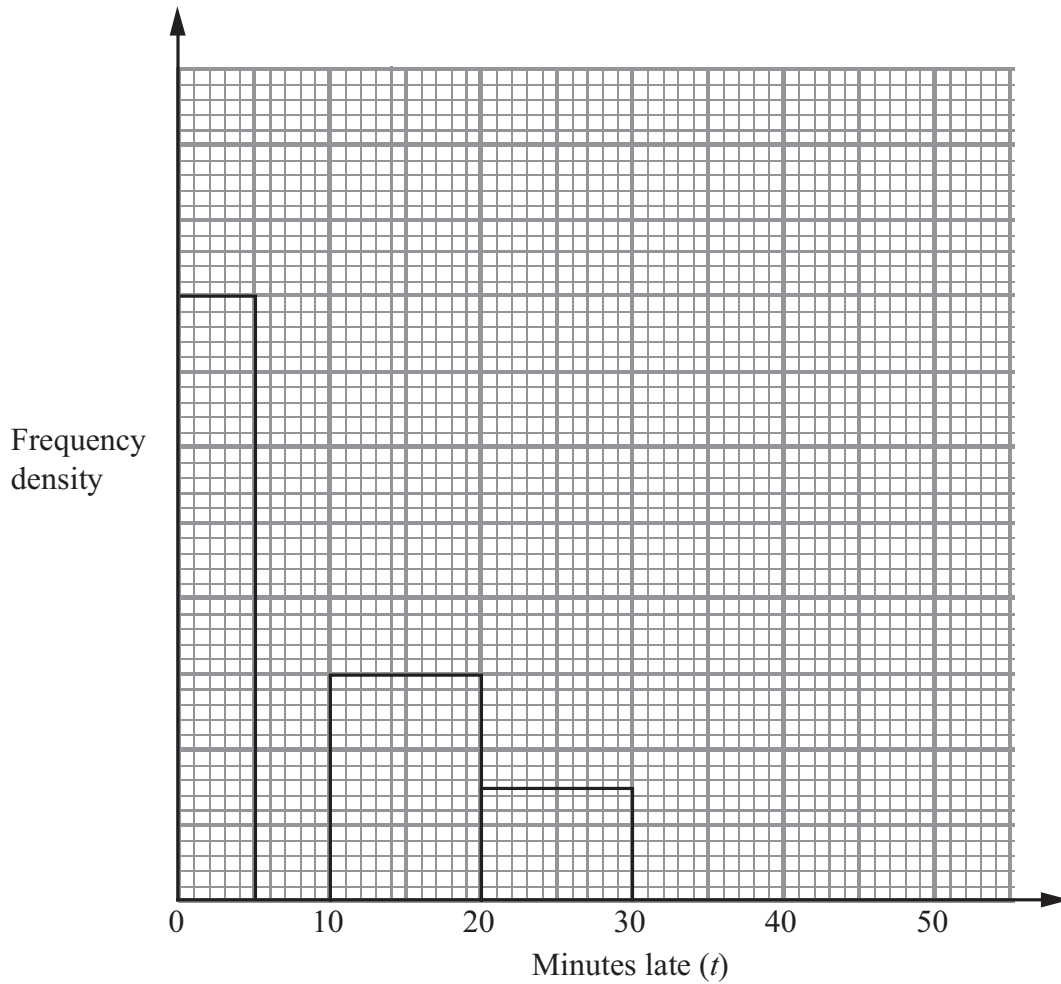
.....
 (2)

(Total 4 marks)

Q24

25. Some trains from Manchester to London were late. The incomplete table and histogram gives some information about how late the trains were.

Minutes late (t)	Frequency
$0 < t \leq 5$	16
$5 < t \leq 10$	10
$10 < t \leq 20$	
$20 < t \leq 30$	
$30 < t \leq 50$	8



(a) Use the information in the histogram to complete the table. (2)

(b) Use the information in the table to complete the histogram. (2)

(Total 4 marks)

Q25

26. The diagram shows a sector of a circle with centre O .
The radius of the circle is 8 cm.

PRS is an arc of the circle.
 PS is a chord of the circle.
Angle $POS = 40^\circ$

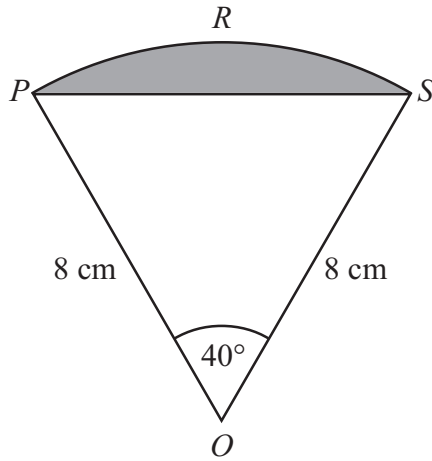


Diagram **NOT** accurately drawn

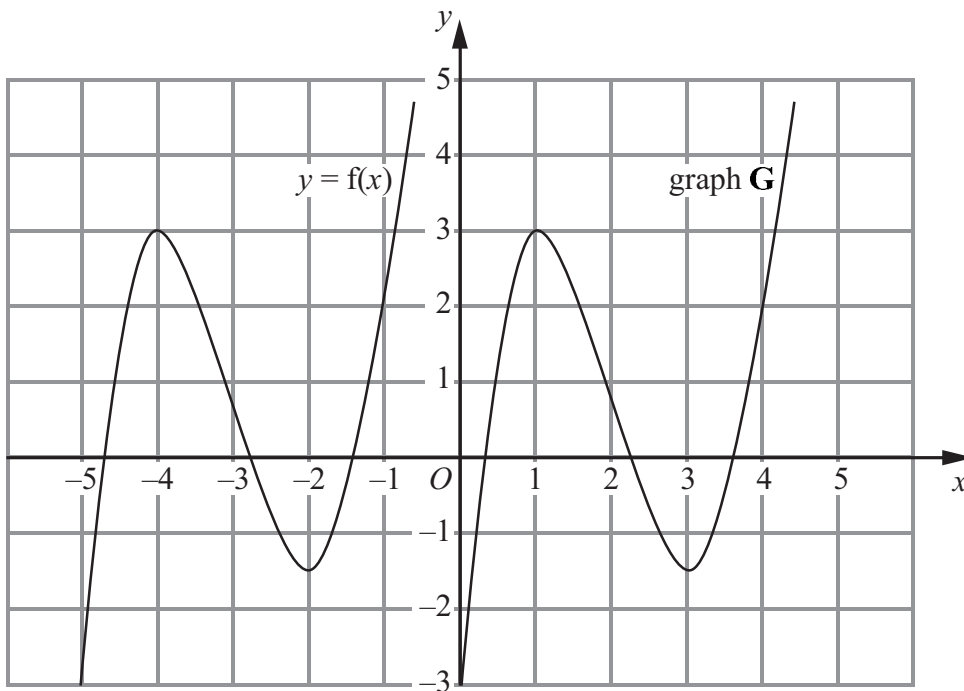
Calculate the area of the shaded segment.
Give your answer correct to 3 significant figures.

..... cm²

(Total 5 marks)

Q26

27. The graph of $y = f(x)$ is shown on the grid.



The graph **G** is a translation of the graph of $y = f(x)$.

(a) Write down, in terms of f , the equation of graph **G**.

$y = \dots\dots\dots$
(1)

The graph of $y = f(x)$ has a maximum point at $(-4, 3)$.

(b) Write down the coordinates of the maximum point of the graph of $y = f(-x)$.

$(\dots\dots\dots, \dots\dots\dots)$
(2)

(Total 3 marks)

Q27

TOTAL FOR PAPER: 100 MARKS

END

BLANK PAGE

N36762A02324

BLANK PAGE